

88 & 5th

Key Signatures

Sharps/flats along circle spokes:

F# C# G# D# A# E# B#

(FanCy Good DAyE Bee!)#

B^b E^b A^b D^b G^b C^b F^b

(BEAD Go Cee Flats)^b

To find Major Key:

Sharps are keyed up: F# = G

Flats are laid back: B^b E^b = B

- Except First Flat (B^b) = E

If song ends on:

* Major chord: Major Key

* Minor chord: minor Key

Using the Circle

Refer to accompanying page for:

* Arch IV-I-V / ii-vi-iii vii° chords

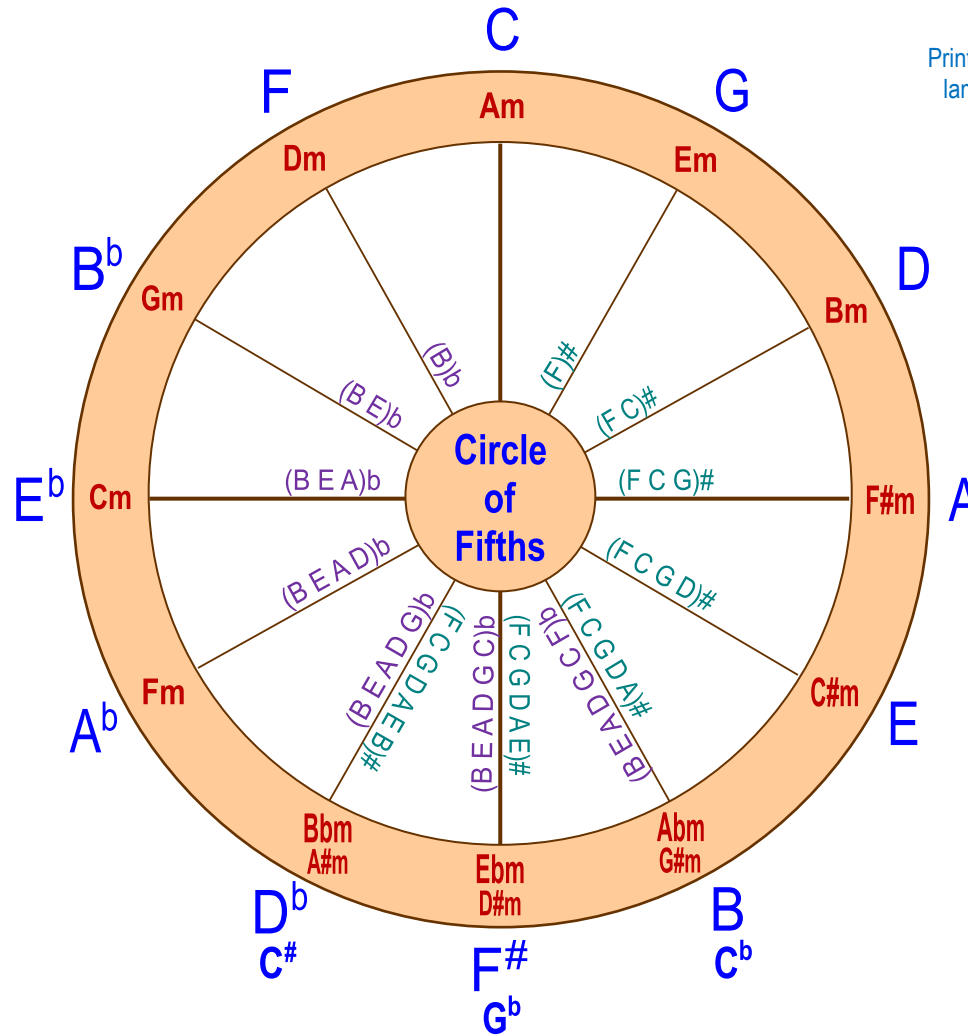
* House I-ii-iii / IV-V-vi-vii° chords

* T for Tension: V7 to I

* Trace to Transpose

Print these pages back to back on cardstock, then laminate this side for use with a dry-erase pen.

See *Practical Music Theory* for more info.



Scales / Intervals

Outer Ring: Major Scales

Inner Ring: Relative minor scales

From any Major Root:

* Counterclockwise = 4th interval

* Clockwise = 5th interval

* In = 6th interval (without the "m")

Chords / Notes

Outer Ring: Notes of octave

Major I Chords

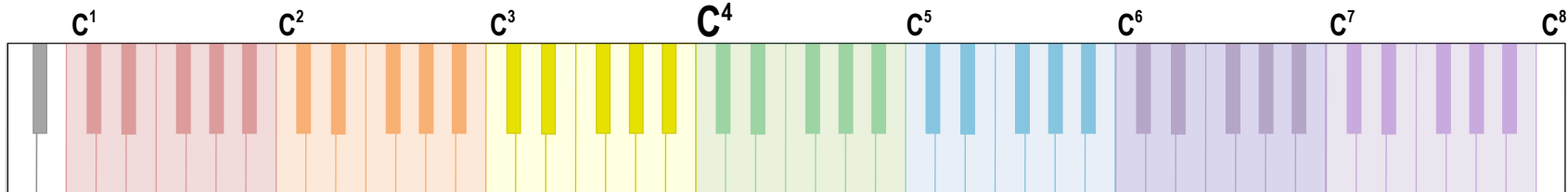
Inner Ring: minor vi chords

From any Major I chord:

* Counterclockwise = IV chord

* Clockwise = V chord

* In = minor vi chord



TO BUILD SCALES, INTERVALS, CHORDS

Mark the desired (R)oot on the 88-key keyboard diagram above, then follow the KeyCount and mark the remaining keys to build the desired musical structure.

POSITION:	1 ST	2 ND	3 RD	4 TH	5 TH	6 TH	7 TH	8 TH
Major Scales:	(R)	2	2	1 -	2	2	2	1
Intervals:	(R)	2	4	5 -	7	9	11	12
Major Triads:	(R)		4		7			

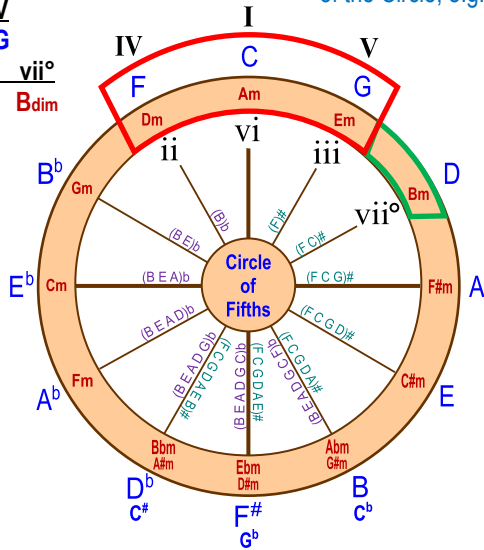
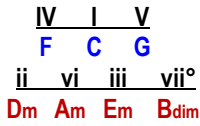
Using the Circle

Use the Circle of Fifths to help compose songs, play by ear, develop chord progressions, and transpose.

Arch the Chords

To find the 7 triad chords that can be built from the notes of a Major Scale, draw a **large arch** around the IV-I-V outer and ii-vi-iii inner and a **small arch** around the adjacent vii° chords.

Chords of C

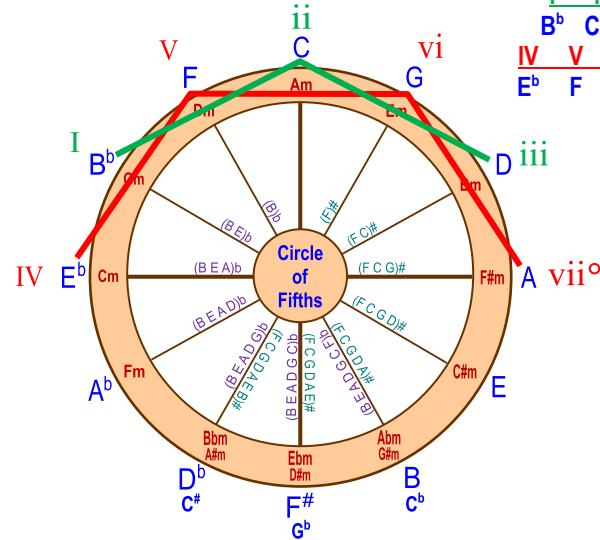
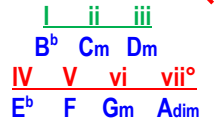


Match the sharps or flats that appear on the spokes of the Circle, e.g., the A scale uses C# vs Db.

House the Chords

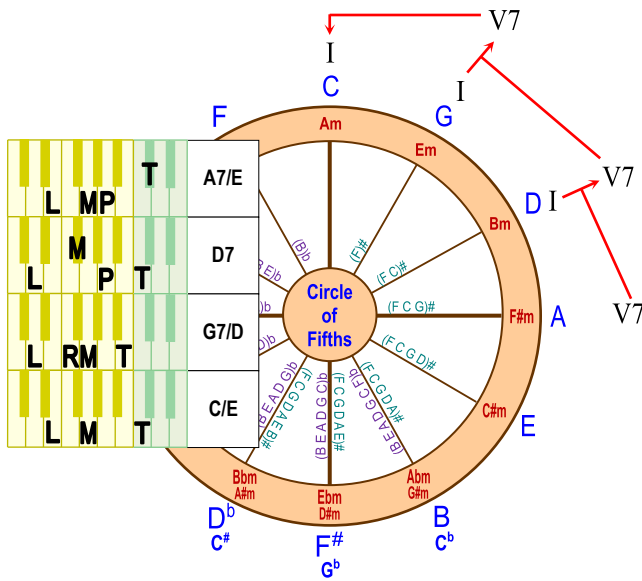
To find the triads *in order*, start with the desired Root & draw a **I-ii-iii** roof perched on top of a **IV-V-vi-vii°** house.

Chords of Bb



T for Tension

To prolong V7 chord tension, travel counterclockwise to the adjacent I chord but follow the red "T" to play it as a V7 chord. Repeat as desired until resolving to a final I chord.



Trace to Transpose Keys

Trace the original Key's chord or note pattern. Move to the desired starting chord/note and trace the same pattern. Add chord variations (m, 7, etc.) to match.

