

Allcanplay Piano!



Author: Carmichael / Loesser
 Year: 1938
 Tempo: Medium, bouncy

Heart & Soul



Solo
 (Duet on next page)



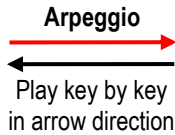
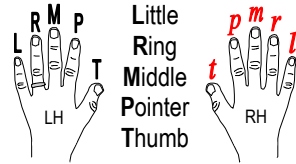
Key: C
 Time: 4/4 (1+ = ♩)
 Sections: 3



[Click](#) to rainbowize your keyboard!

Allcanplay Notation

Match fingers to keys & play!



This is a popular arrangement of the most recognizable first 7 measures of the song organized into 3 lyrical sections with arpeggio arrows to make it easier to see and play.

Learn to play the RH keys in shifting 5-finger position *without looking* so you can focus on spotting and hitting the rhythmic LH keys, which remain the same for all 3 sections.

Slide *m* to E⁵ without looking. RH pattern same as Section 1.

	C ²	C ³	C ⁴	C ⁵	Lyric Timing	Section
L traces the F chord backwards F←A←C then →G MPT plays the matching triad	L	M		<i>m</i>	Heart 1+ C	1
			P T	<i>m</i>	and 2+	
	L			<i>m</i>	soul, 3 Am	
		M P T			+4+	
	L				1 F	
		M P T		<i>t pm</i>	I + fell 2 in +	
	L			<i>p</i>	love 3 G	
	M P		<i>mr</i>	with + you; 4		
			T	+		

History

"Heart and Soul" was written in 1938 by singer-songwriter-actor Howard "Hoagy" Carmichael with lyrics by Tony & Pulitzer Award winner Frank Loesser.

It is one of the four most-recorded American songs of all time, including by the surf-rock duo Jan and Dean in 1961.

[Wikipedia-Heart & Soul](#)

					Lyric Timing	Section
LH same as Section 1	L	M		<i>m</i>	heart 1+ C	2
			P T	<i>m</i>	and 2+	
	L			<i>m</i>	soul, 3 Am	
		M P T			+4+	
	L				1 F	
		M P T		<i>t pm</i>	the + way 2 a +	
	L			<i>p</i>	fool 3 G	
	M P		<i>mr</i>	would + do; 4		
			T	+		
LH same as Section 1	L	M P T		<i>l</i>	mad- 3 1+2+ C	3
					-ly, 3+4+ Am	
	L			<i>t</i>	1 F	
		M P T		<i>mr l</i>	be- + -cause 2 you +	
	L			<i>p</i>	held 3+ G	
		M P		<i>t</i>	me 4+	
	L M T			<i>m</i>	tight. 1+2+3+4+ C	

m is in position to repeat the song if desired

A popular version by the 1950s group, The Clefones, was featured in the 1973 movie American Graffiti.

Perhaps the most memorable rendition was a duet played by Tom Hanks and Robert Loggia on the giant FAO Schwarz foot piano in the 1988 comedy "Big."

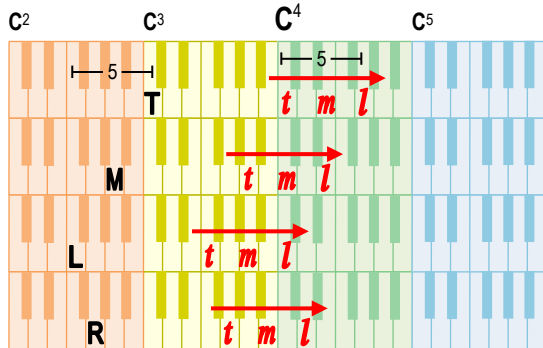
[YouTube-Big](#)

Heart & Soul

Duet Fingering

Typically, one person plays the Lower Part once through on its own, then the second person begins the Upper Part the second play through.

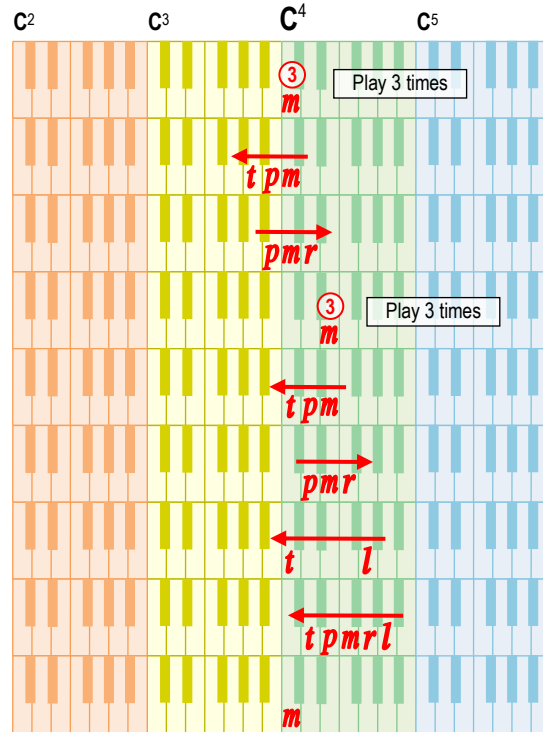
Lower Part



The LH is in 5-finger position and can be played *without looking* so you can focus on your RH movements.

The RH is also in 5-finger position so you can watch only *t* and let *m* and *l* fall into place.

Upper Part



Pivot on *t* and crossover with *m* to either end the song or restart it from the beginning.