

Vegan IQ Display

For vegan outreach events



Easel

Standalone Display

Set up easel in event area and let passersby read questions and lift cards for answers.

Hosted Game

Set up easel in front of seated audience. Have volunteer participants line up on the side. Read question aloud and prompt participant for answer. Lift card and read answer aloud. If desired, elaborate on answer and/or field audience questions.

When done with 1st whiteboard, place 2nd whiteboard on top and continue game.

Give a small prize (e.g., sponsor coupon) to each participant as a reward for playing.



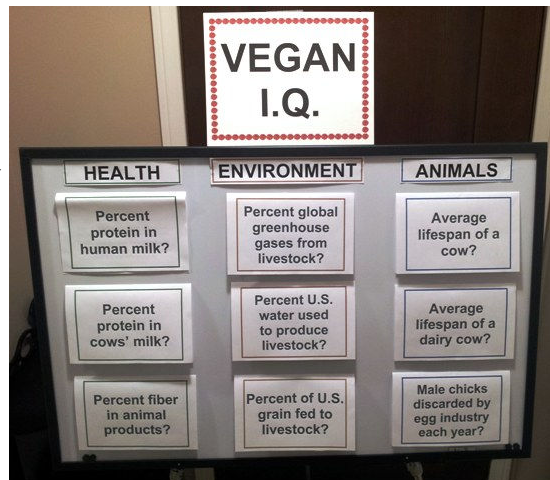
Two 2' x 3' Whiteboards

Vegan IQ Title Card

Print on heavy-duty cardstock, then glue to another sheet of cardstock for added stiffness. Place on top of whiteboard and fasten to easel with putty.

Category Titles

Print then trim with scissors. Fasten to tops of each whiteboard with putty.



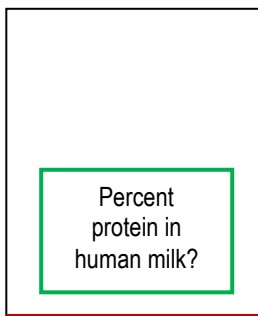
Game Cards

Print, fold, and attach to whiteboard with putty (details below).

Card border color matches category border color.

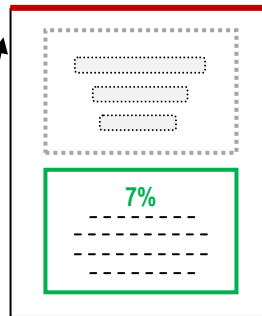
Cards are arranged in order, with one question generally leading to the next.

1. Print question




2. Flip paper over bottom to top

3. Print answer



4. Fold question over answer



5. Place 3 tiny dots of putty across top edge.

6. Fasten to whiteboard by colored category.



Reusable Putty