

2006 Recycling Renovations

Horizons – Marina District

555 Front St. / 510 First Ave. San Diego, CA 92101

Overview

In March 2006, with the implementation of a California State law prohibiting electronic and hazardous waste from the trash and recycling stream, the Horizons Environmental (formerly Recycling) Committee added new containers and signage to both Garbage & Recycle Rooms located beneath each of Horizons' twin towers.

In June 2006, to increase recycling, the 7-gallon blue recycle bins in each Refuse Room closet were replaced by custom-made 44-gallon white recycle boxes. Recycling compliance increased immediately and translated to an additional 10 tons of recyclables raising the annual rate to over 30 tons.

The correspondingly reduced trash volume enabled Horizons to replace two expensive trash compactors with standard dumpsters when the compactor lease expired, more than doubling annual savings attributable to recycling.



In June 2007, for its 2006 renovations, Horizons received a 2nd consecutive "Recycler of the Year Award" from the City of San Diego Environmental Services Dept, still the only multifamily complex to be so honored.



2007 Recycling Awards Ceremony (l-r)

Patrick Barber (Horizons General Manager, Action Property Management); Mike Weinberg (Horizons Environmental Committee Chair); Ann Wheeler (Allied Waste Services).



Garbage & Recycle Room Wall Chart

To comply with new restrictions on electronic and hazardous waste disposal, poster boards with detailed instructions were mounted in each Garbage & Recycle Room. The signs state what is and what is not recyclable, and where to deposit or dispose of each type.

Recycle Dumpster & New Containers



To increase the purity of the recycling stream, additional signs were mounted on the 4-cubic-yard Recycle Dumpsters located in each Garbage & Recycle Room.



New barrels and bins were added to accommodate prohibited items. Pliers and a screwdriver were mounted on the wall for dismantling large cardboard boxes permitting more recyclables to fit in the Dumpsters.

New Recycle Signs

RECYCLE




- **Plastic marked CRV** 
All containers with screw-top lid.
- **Cans**
Includes empty aerosol / dried paint cans
- **Glass containers**
No mirrors, plate glass, light bulbs
- **Cardboard**
Remove staples, cut tape, flatten boxes
- **Tin foil / Aluminum**
No coat hangers
- **Newspaper/Mixed paper**
No soiled items

Flatten Boxes
Use pliers to remove large staples. Use screwdriver to slice tape from box seams.




NO construction / yard debris

- Discard or take wood, concrete, plaster, plants, leaves, etc. to Miramar Landfill (858) 573-1420.



NO furnishings / appliances

- Discard or donate used furniture, toys, pictures, appliances, etc. to a thrift store.





NO packing materials

- Discard Styrofoam, bubblewrap, plastic wrap, and other non-paper or non-cardboard packing materials in the Trash Compactor.
- Place packing *peanuts* in the marked barrel, or take them to the Postal Annex at Front & G or any UPS or mail-services store.

Discard Styrofoam, Bubblewrap, Plastic wrap, etc.

Re-use Peanuts

NO plastic shopping bags

Plastic shopping bags clog recycling equipment and can take up to 1000 years to decompose.

- Recycle plastic shopping bags at Ralphs grocery store in the collection bin at the bottom of the escalator or at other stores that accept them.

Tip: Reuse plastic bags or use canvas bags when shopping and get a 5¢ per bag rebate.



Ralphs Grocery
(Bin at bottom of escalator)

NO plastic garbage bags

If you put your recyclables in plastic garbage bags and place them in the Recycle Dumpster, they may be discarded at the recycling plant as "trash."

- Empty recyclables from plastic garbage bag into the Recycle Dumpster.
- Discard empty plastic garbage bags in the Trash Compactor.

Tip: Collect recyclables in paper bags that can be recycled.
Tip: Put shredded paper in lidded cardboard boxes.




NO hazardous waste

- Place containers of paints, pesticides, oil, household cleaners, chemicals, etc. in the metal Haz-waste can. Please replace the cover to reduce potential fire hazard.

Keep lid on!



NO electronic waste

- Place batteries, fluorescent light bulbs, calculators, computers, cell phones, radios, game machines, ink cartridges, other electronic waste, and mercury-containing items (switches, thermometers, gauges) in the E-waste container.

It is illegal to discard or recycle Haz-waste or E-waste!

Consider donating used electronic items to thrift stores or recycling them at retail stores (e.g., Radio Shack, Office Depot) that accept Ni-Cad and rechargeable batteries, toner cartridges, etc.




Box Flattening Tools

Flatten Boxes

Use pliers (on wall) to remove large staples.
Use screwdriver to slice tape from box seams.



This saves money by reducing the need for extra recycle pickups.



More New Signs

Approved Recyclables Only
See Recycle Wall Chart



NO TRASH

See Recycle Wall Chart

See Recycle Wall Chart

See Recycle Wall Chart

Plastic



Grocery Newspaper

Bags

Discard all other types

Please replace fire-resistant Haz-waste can lid!

Haz-waste



Oil
Paint
Pesticides
Household Cleaners
Miscellaneous Chemicals

Be sure all containers are sealed and leakproof.

Empty aerosol, paint, oil and other containers are recyclable.

E-waste



Batteries
Electronic retailers accept rechargables.

Electronics
Please donate usable items to thrift stores.

Fluorescent Bulbs
These save lots of energy but contain mercury.

Mercury-containing items
Gauges, switches, thermometers, thermostats, smoke detectors, etc.

Consider donating used electronic items to thrift stores or recycling them at retail stores (e.g., Radio Shack, Office Depot) that accept Ni-Cad and rechargeable batteries, toner cartridges, etc.



Packing

PEANUTS

NO Styrofoam Blocks

Custom Recycle Boxes

In June 2006, the Environmental Committee ordered and assembled 70 custom-cut 27"x10"x38" 44-gallon Recycle Boxes (about \$13 each vs. a prohibitive \$45 for a standard 23-gallon plastic "Slim Jim") to replace the existing 7-gallon blue bins in each floor's Refuse Room closet.



BEFORE

The old, 7-gallon blue bins, limited to newspapers, were offered to residents for use in their units & used to start a recycling program at a downtown school.



AFTER

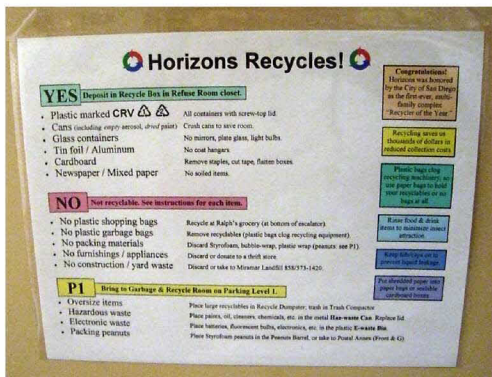
The new, 44-gallon, white plastic Recycle Boxes have enough capacity to accept all common recyclables like paper, cardboard, plastic, glass, and aluminum.



Residents no longer have to transport common recyclables to the Garbage & Recycle Rooms.



"Horizons Recycles!" signs with instructions for all items are posted inside each Refuse Room door.



Residents continue to transport large items, e-waste, haz-waste, etc. to the Garbage & Recycle Rooms on Parking Level 1.



Recycle Boxes placed next to parking garage trash receptacles enable residents to recycle items directly from their vehicles.

Recycle Box Collection

With the increase in recycling, trash collection has been reduced accordingly, resulting in no net change in labor required to transport recyclables and waste to the Garbage & Recycle Room.



Recycle Boxes are removed from Refuse Rooms and loaded onto a \$100 multicart.



Handles cut into the boxes aid lifting. The multicart holds three Recycle Boxes.



Boxes are transported to the Garbage & Recycle Room.



Boxes are emptied into the Recycle Dumpster.

The correspondingly reduced trash volume enabled Horizons to replace two expensive trash compactors with standard dumpsters, more than doubling annual savings attributable to recycling.



For more information, email mike.weinberg@cox.net or call 619/756-6060.

Horizons Environmental Committee